

## Rose Street

### 1. Updated Victimization Incidents & Offenses

*Additional information for broad incident table on p. 8 and offense table on p. 10 of the first preliminary community report*

- There were 4 more victimization incidents recorded in the first eight months of 2014 than there were in those months of 2013.
- Assaults and thefts continue to make up the largest percentage of victimization offenses.

#### Broad Incidents Involving Personal Victims by Age Group, Number

Victim Reports: Jan - Aug 2014, Jan - Aug 2013

	Jan - Aug 2014		2014 Total for this period	Jan - Aug 2013		2013 Total for this period
	25 and Under	26 and Over / Unknown		25 and Under	26 and Over / Unknown	
Person	4	12	16	3	11	14
Property	5	12	17	5	10	15
Disorder			0		1	1
Other		1	1			
<b>Total</b>	<b>9</b>	<b>25</b>	<b>34</b>	<b>8</b>	<b>22</b>	<b>30</b>

#### Offenses Involving Personal Victims by Age Group, Number

Victim Reports: Jan - Aug 2014, Jan - Aug 2013

	Jan - Aug 2014		2014 Total for this period	Jan - Aug 2013		2013 Total for this period
	25 and Under	26 and Over / Unknown		25 and Under	26 and Over / Unknown	
Aggravated Assault		3	3		3	3
Simple Assault	3	3	6	2	4	6
Burglary		1	1		1	1
Obstruction	1		1			
Fraud					1	1
Harassment		3	3		4	4
Property Damage	1	5	6	1	4	5
Property Stolen	1		1			
Robbery	1	3	4	1		1
Theft	3	7	10	4	6	10
Threats					1	1
Interfere with report	1		1			
Warrant		1	1			
Trespass					2	2
<b>Total</b>	<b>11</b>	<b>26</b>	<b>37</b>	<b>8</b>	<b>26</b>	<b>34</b>

## 2. Updated Offender Incidents & Offenses

Additional information for broad incident table on p. 13 and offense table on p. 15 of the first preliminary community report

- There were five more offending incidents in the first eight months of 2014 than there were in the same period in 2013.
- Nearly two-thirds of the offenders were not youth.
- Person crimes continue to make up the largest percentage of incidents.

### Broad Incidents by Age Group, Number

Offender Reports: Jan - Aug 2014, Jan - Aug 2013

	Jan - Aug 2014		2014 Total for this period	Jan - Aug 2013		2013 Total for this period
	25 and Under	26 and Over / Unknown		25 and Under	26 and Over / Unknown	
Person	2	8	10	5	6	11
Property	4	1	5	2	3	5
Disorder		7	7		5	5
Other	4	3	7	3		3
<b>Total</b>	<b>10</b>	<b>19</b>	<b>29</b>	<b>10</b>	<b>14</b>	<b>24</b>

### Broad Incidents by Age Group, Number

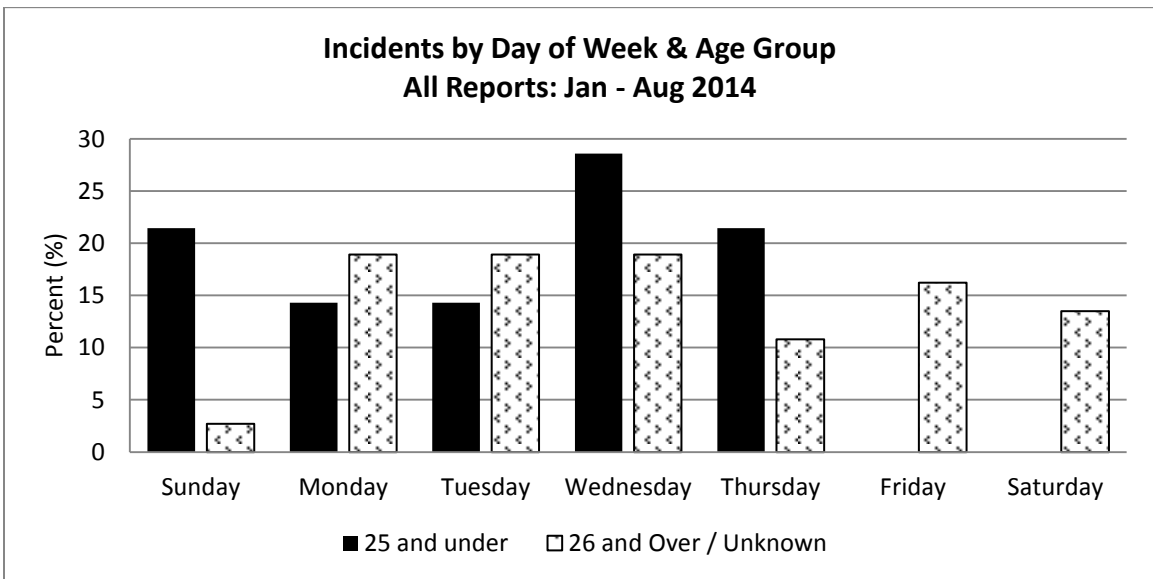
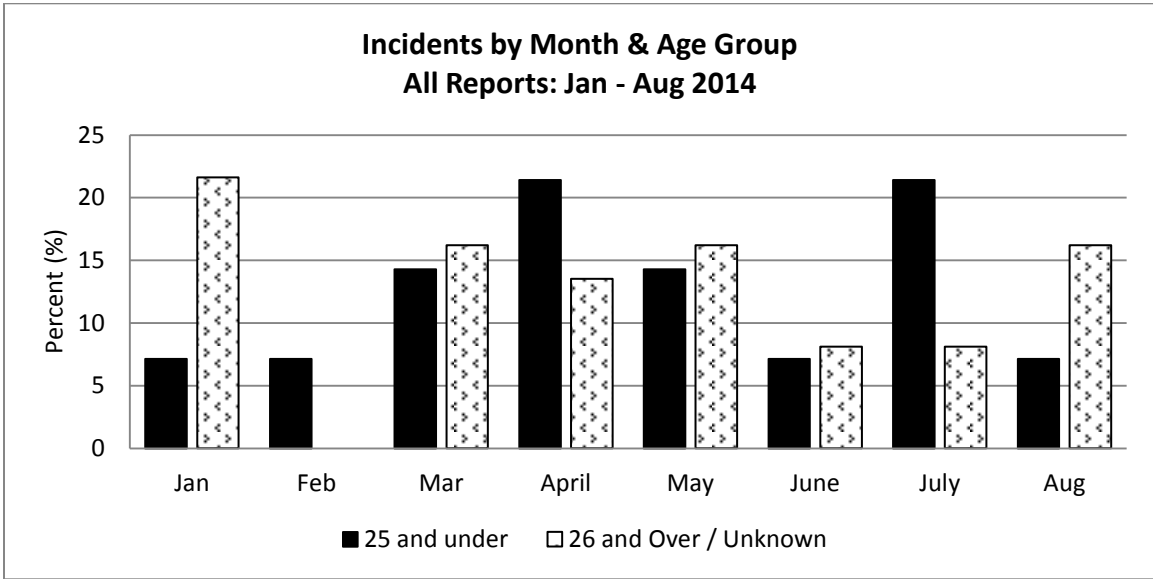
Offender Reports: Jan - Aug 2014, Jan - Aug 2013

	Jan - Aug 2014		2014 Total for this period	Jan - Aug 2013		2013 Total for this period
	25 and Under	26 and Over / Unknown		25 and Under	26 and Over / Unknown	
Agg. Assault	1	2	3		2	2
Simple Assault	1	4	5	2	3	5
Dispute		3	3			
Disturbance		3	3		2	2
Harassment		1	1	3	1	4
Drugs		1	1			
Prop. Damage	2		2		4	4
Robbery		1	1			
Warrant	5	3	8	3		3
Theft	1		1	1		1
Threats					1	1
Burglary		1	1		1	1
Dispute					3	3
Interfere report	1		1			
Obstruction	1		1			
Property Stolen	1		1	1		1
Trespass		1	1		2	2
<b>Total</b>	<b>13</b>	<b>20</b>	<b>33</b>	<b>10</b>	<b>19</b>	<b>29</b>

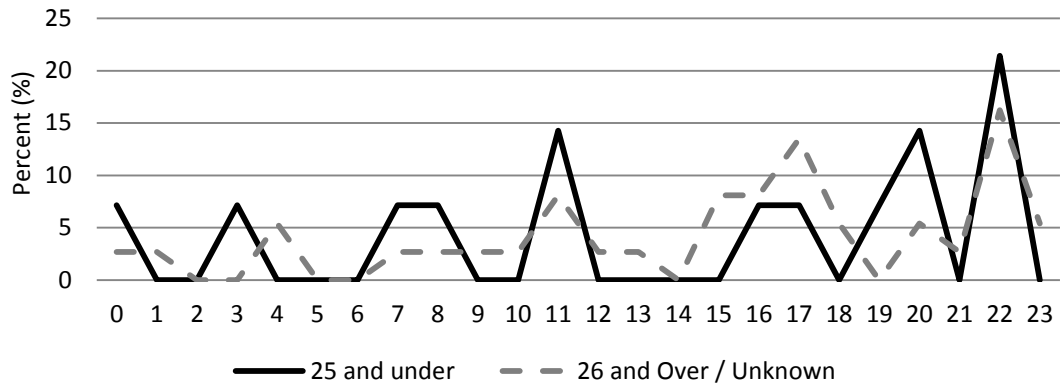
### 3. Updated Trends and Patterns

Additional information for trends and patterns can be found on pages 18-19 of the first preliminary community report

- There were a total of 51 incidents that can be reported on at this location between January and the end of August 2014.



**Incidents by Time of the Day & Age Group**  
**All Reports: Jan - Aug 2014**



## Rainier & Henderson

### 1. Updated Victimization Incidents & Offenses

*Additional information for broad incident table on p. 28 and offense table on p. 30 of the first preliminary community report*

- There was a 50% increase in victimization incidents recorded between January and August in 2014 than the same time period the year before.
- The increases were almost entirely person victimizations, specifically, in aggravated assaults robbery in 2014.

#### **Broad Incidents Involving Personal Victims by Age Group, Number Victim Reports: Jan - Aug 2014, Jan - Aug 2013**

	Jan - Aug 2014		2014 Total for this period	Jan - Aug 2013		2013 Total for this period
	25 and Under	26 and Over / Unknown		25 and Under	26 and Over / Unknown	
<b>Person</b>	19	31	<b>50</b>	9	18	<b>27</b>
<b>Property</b>	10	13	<b>23</b>	8	10	<b>18</b>
<b>Disorder</b>		1	<b>1</b>		1	<b>1</b>
<b>Other</b>		1	<b>1</b>	2	2	
<b>Total</b>	<b>29</b>	<b>46</b>	<b>75</b>	<b>19</b>	<b>31</b>	<b>50</b>

#### **Offenses Involving Personal Victims by Age Group, Number Victim Reports: Jan - Aug 2014, Jan - Aug 2013**

	Jan - Aug 2014		2014 Total for this period	Jan - Aug 2013		2013 Total for this period
	25 and Under	26 and Over / Unknown		25 and Under	26 and Over / Unknown	
<b>Aggravated Assault</b>	3	6	<b>9</b>	1	1	<b>2</b>
<b>Simple Assault</b>	7	13	<b>20</b>	5	9	<b>14</b>
<b>Burglary</b>		1	<b>1</b>	3	1	<b>4</b>
<b>Disturbance</b>		1	<b>1</b>		1	<b>1</b>
<b>Fraud</b>					1	<b>1</b>
<b>Harassment</b>	3	1	<b>4</b>	1	2	<b>3</b>
<b>Property Damage</b>	2		<b>2</b>		2	<b>2</b>
<b>Robbery</b>	8	11	<b>19</b>	4	7	<b>11</b>
<b>Warrant</b>				2		<b>2</b>
<b>Theft</b>	9	14	<b>23</b>	5	7	<b>12</b>
<b>Threats</b>		1	<b>1</b>	2	2	<b>4</b>
<b>Weapon</b>		1	<b>1</b>			
<b>Viol. Court Order</b>				1		<b>1</b>
<b>Total</b>	<b>32</b>	<b>49</b>	<b>81</b>	<b>24</b>	<b>33</b>	<b>57</b>

## 2. Updated Offender Incidents & Offenses

*Additional information for broad incident table on p. 33 and offense table on p. 35 of the first preliminary community report*

- In contrast to the increase in victimization incidents, there were about the same number of offending incidents reported at this location in the first eight months of 2014 than there were in the same period of time in 2013.
- There were slightly more person crimes, and slightly fewer property crimes.
- Assault, disturbance, warrants, and theft continue to be the offenses that are most frequent.
- There was an increase in the number of youth offenders, and fewer who are aged 26 or over or unknown.

### **Broad Incidents by Age Group, Number Offender Reports: Jan - Aug 2014, Jan - Aug 2013**

	Jan - Aug 2014		2014 Total for this period	Jan - Aug 2013		2013 Total for this period
	25 and Under	26 and Over / Unknown		25 and Under	26 and Over / Unknown	
<b>Person</b>	10	12	<b>22</b>	6	12	<b>18</b>
<b>Property</b>	8	5	<b>13</b>	4	13	<b>17</b>
<b>Disorder</b>	4	7	<b>11</b>	4	7	<b>11</b>
<b>Other</b>	10	3	<b>13</b>	5	5	<b>10</b>
<b>Total</b>	<b>32</b>	<b>27</b>	<b>59</b>	<b>19</b>	<b>37</b>	<b>56</b>

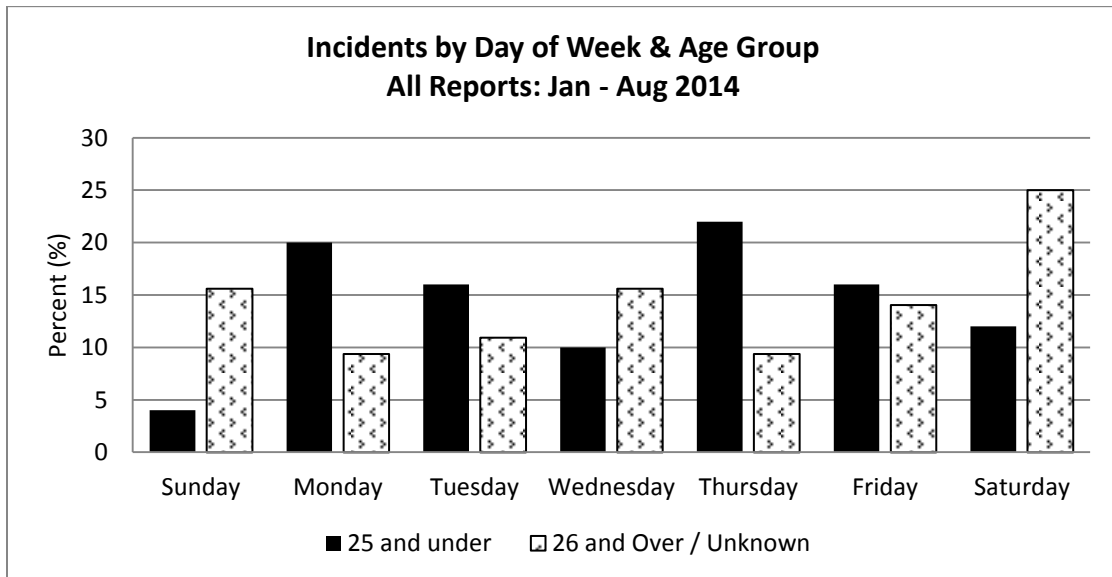
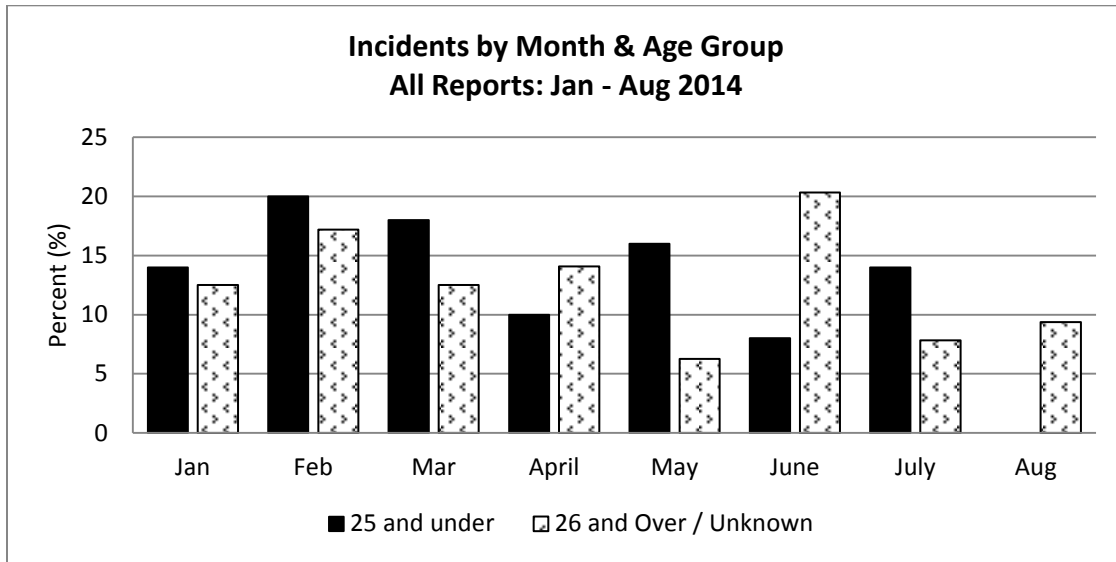
**Broad Incidents by Age Group, Number  
Offender Reports: Jan - Aug 2014, Jan - Aug 2013**

	Jan - Aug 2014		2014 Total for this period	Jan - Aug 2013		2013 Total for this period
	25 and Under	26 and Over / Unknown		25 and Under	26 and Over / Unknown	
<b>Aggravated Assault</b>	3	1	4	1	1	2
<b>Simple Assault</b>	5	7	12	2	10	12
<b>Burglary</b>	1		1		1	1
<b>Disturbance</b>	2	5	7	1	4	5
<b>Bias</b>		1	1			
<b>Forgery</b>		1	1			
<b>Fraud</b>			0	1	1	2
<b>Drugs</b>		1	1		1	1
<b>Obstruction</b>	1		1	1	1	2
<b>Property Damage</b>	2		2	1	2	3
<b>Property Stolen</b>			0			0
<b>Robbery</b>	1	3	4	3	1	4
<b>Warrant</b>	9	2	11	4	6	10
<b>Theft</b>	6	5	11	2	10	12
<b>Threats</b>	1		1	2	2	4
<b>Trespass</b>	1	1	2			0
<b>Urination</b>			0			0
<b>Weapon</b>	2		2	1	1	2
<b>Harassment</b>	1	2	3	2	1	3
<b>Liquor Violation</b>			0	2	1	3
<b>Viol. Court Order</b>			0	1		1
<b>Total</b>	<b>35</b>	<b>29</b>	<b>64</b>	<b>24</b>	<b>43</b>	<b>67</b>

### 3. Updated Trends and Patterns

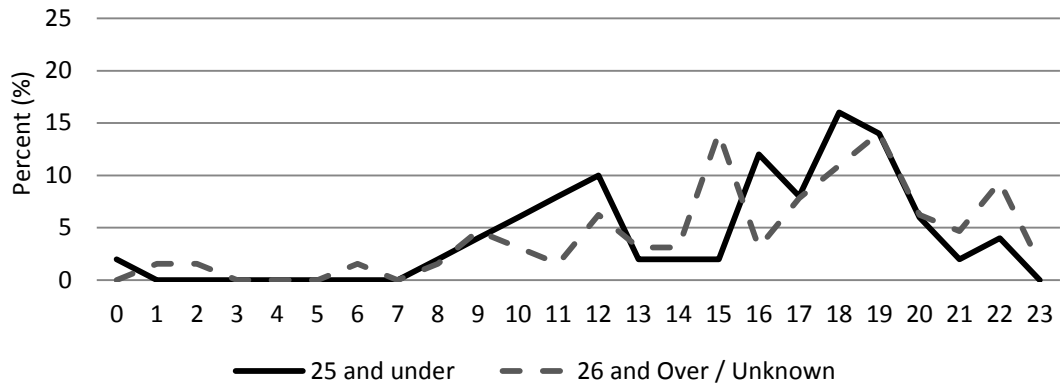
Additional information for trends and patterns can be found on pages 38-39 of the first preliminary community report

- There were a total of 114 incidents that can be reported on at this location between January and the end of August 2014.





### Incidents by Time of the Day & Age Group All Reports: Jan - Aug 2014



## Light Rail

### 1. Updated Victimization Incidents & Offenses

*Additional information for broad incident table on p. 47 and offense table on p. 49 of the first preliminary community report*

- There continue to be few recorded incidents at this location
- There were fewer thefts, but a sharp increase in robberies, during the first eight months of 2014 compared to the same time period in 2013.

#### **Broad Incidents Involving Personal Victims by Age Group, Number Victim Reports: Jan - Aug 2014, Jan - Aug 2013**

	Jan - Aug 2014		2014 Total for this period	Jan - Aug 2013		2013 Total for this period
	25 and Under	26 and Over / Unknown		25 and Under	26 and Over / Unknown	
<b>Person</b>	3	6	9	1	1	2
<b>Property</b>	1		1	2	3	5
<b>Disorder</b>						
<b>Other</b>						
<b>Total</b>	<b>4</b>	<b>6</b>	<b>10</b>	<b>3</b>	<b>4</b>	<b>7</b>

#### **Offenses Involving Personal Victims by Age Group, Number Victim Reports: Jan - Aug 2014, Jan - Aug 2013**

	Jan - Aug 2014		2014 Total for this period	Jan - Aug 2013		2013 Total for this period
	25 and Under	26 and Over / Unknown		25 and Under	26 and Over / Unknown	
<b>Aggravated Assault</b>	1		1			
<b>Simple Assault</b>	1		1	1	1	2
<b>Obstruction</b>				1		1
<b>Property Stolen</b>	1		1			
<b>Robbery</b>	1	6	7			
<b>Theft</b>	1		1	2	3	5
<b>Total</b>	<b>5</b>	<b>6</b>	<b>11</b>	<b>4</b>	<b>4</b>	<b>8</b>

## 2. Updated Offender Incidents & Offenses

*Additional information for broad incident table on p. 52 and offense table on p. 53 of the first preliminary community report*

- While crimes remain low, there were twice as many offending reports in the first eight months of 2014 than the same time period in 2013.
- There were three robberies during this time period.

### Broad Incidents by Age Group, Number Offender Reports: Jan - Aug 2014, Jan - Aug 2013

	Jan - Aug 2014		2014 Total for this period	Jan - Aug 2013		2013 Total for this period
	25 and Under	26 and Over / Unknown		25 and Under	26 and Over / Unknown	
Person	2	2	4	1	1	2
Property	1		1		2	2
Disorder	1	1	2			
Other	1		1			
<b>Total</b>	<b>5</b>	<b>3</b>	<b>8</b>	<b>1</b>	<b>3</b>	<b>4</b>

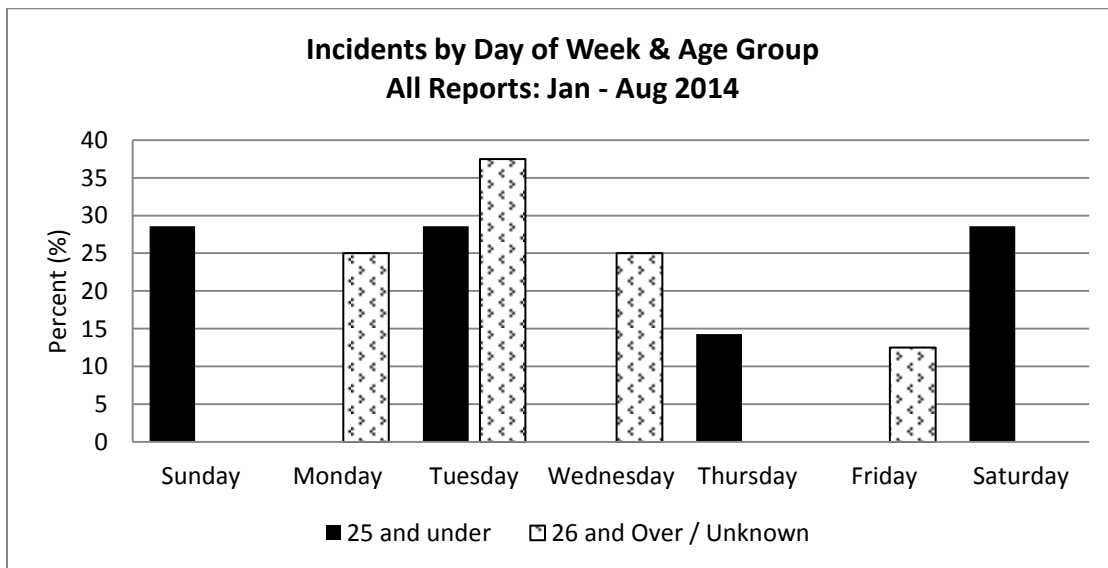
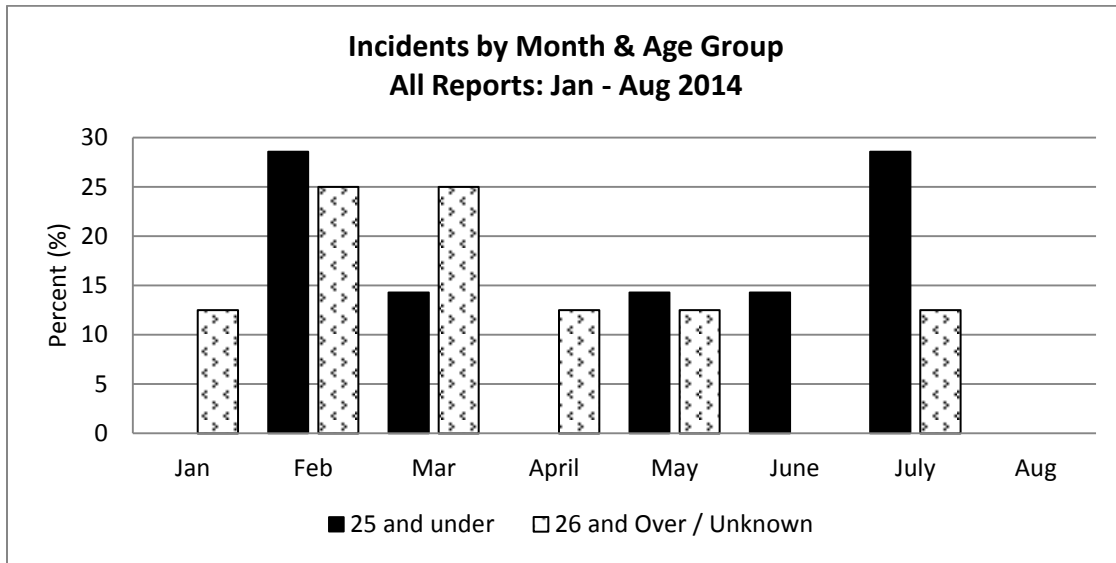
### Broad Incidents by Age Group, Number Offender Reports: Jan - Aug 2014, Jan - Aug 2013

	Jan - Aug 2014		2014 Total for this period	Jan - Aug 2013		2013 Total for this period
	25 and Under	26 and Over / Unknown		25 and Under	26 and Over / Unknown	
Simple Assault		1	1	1	1	2
Liquor Violation						
Obstruction				1		1
Property Damage	1		1		1	1
Robbery	2	1	3			
Warrant	3		3			
Theft					1	1
Disturbance	1	1	2			
<b>Total</b>	<b>7</b>	<b>3</b>	<b>10</b>	<b>2</b>	<b>3</b>	<b>5</b>

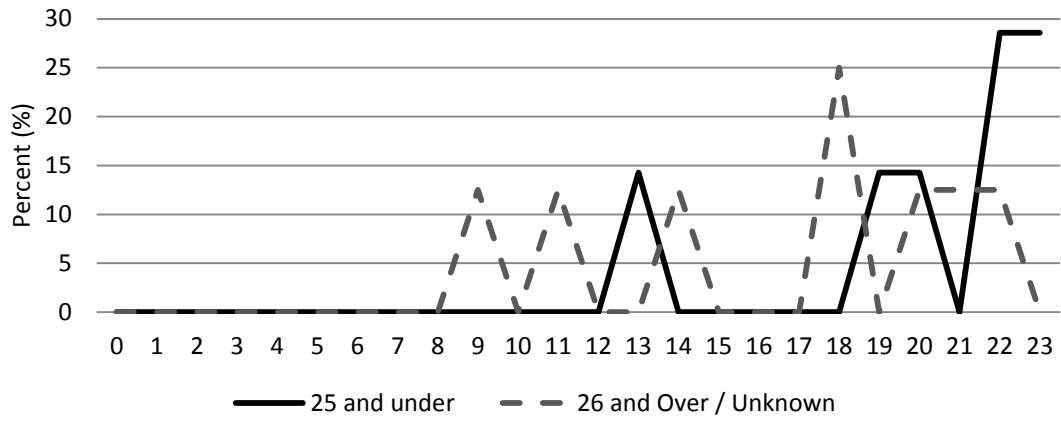
### 3. Updated Trends and Patterns

Additional information for trends and patterns can be found on pages 56-57 of the first preliminary community report

- There were a total of 15 incidents that can be reported on at this location between January and the end of August 2014.



**Incidents by Time of the Day & Age Group**  
**All Reports: Jan - Aug 2014**



## Lake Washington Apartments

### 1. Updated Victimization Incidents & Offenses

*Additional information for broad incident table on p. 66 and offense table on p.68 of the first preliminary community report*

- There were nearly the same number of victimization incident reports in the first eight months of 2014 than there were in the same time period of 2013.
- There were fewer person crimes, particularly assault, and more property crimes.

#### Broad Incidents Involving Personal Victims by Age Group, Number

Victim Reports: Jan - Aug 2014, Jan - Aug 2013

	Jan - Aug 2014		2014 Total for this period	Jan - Aug 2013		2013 Total for this period
	25 and Under	26 and Over / Unknown		25 and Under	26 and Over / Unknown	
Person	3	9	12	10	12	22
Property	8	25	33	8	15	23
Disorder		1	1			0
Other	1		1	3		
<b>Total</b>	<b>12</b>	<b>35</b>	<b>47</b>	<b>21</b>	<b>27</b>	<b>48</b>

#### Offenses Involving Personal Victims by Age Group, Number

Victim Reports: Jan - Aug 2014, Jan - Aug 2013

	Jan - Aug 2014		2014 Total for this period	Jan - Aug 2013		2013 Total for this period
	25 and Under	26 and Over / Unknown		25 and Under	26 and Over / Unknown	
Agg. Assault	1		1	3	2	5
Simple Assault	2	5	7	3	7	10
Burglary	1	1	2		2	2
Disturbance		1	1			
Fraud	2	1	3	1	1	2
Harassment		3	3	3	4	7
Obstruction				2		2
Property Damage		6	6		4	4
Property Stolen				1		1
Robbery		2	2	1		1
Warrant	1		1		1	1
Theft	6	20	26	6	9	15
Threats		1	1	3		3
Interfere Report		1	1			
Forgery				1		1
Weapon				1		1
<b>Total</b>	<b>13</b>	<b>41</b>	<b>54</b>	<b>25</b>	<b>30</b>	<b>55</b>

## 2. Updated Offender Incidents & Offenses

*Additional information for broad incident table on p. 71 and offense table on p. 73 of the first preliminary community report*

- There were a few additional offending incidents in the first eight months of 2014 than there were in the same time period of 2013.
- There were decreases person crimes, but increases in disorder and other incidents.

### **Broad Incidents by Age Group, Number Offender Reports: Jan - Aug 2014, Jan - Aug 2013**

	Jan - Aug 2014		2014 Total for this period	Jan - Aug 2013		2013 Total for this period
	25 and Under	26 and Over / Unknown		25 and Under	26 and Over / Unknown	
<b>Person</b>	4	5	<b>9</b>	8	9	<b>17</b>
<b>Property</b>	1	3	<b>4</b>	4	1	<b>5</b>
<b>Disorder</b>	11	3	<b>14</b>	4	3	<b>7</b>
<b>Other</b>	6	2	<b>8</b>	1	2	<b>3</b>
<b>Total</b>	<b>22</b>	<b>13</b>	<b>35</b>	<b>17</b>	<b>15</b>	<b>32</b>

**Broad Incidents by Age Group, Number  
Offender Reports: Jan - Aug 2014, Jan - Aug 2013**

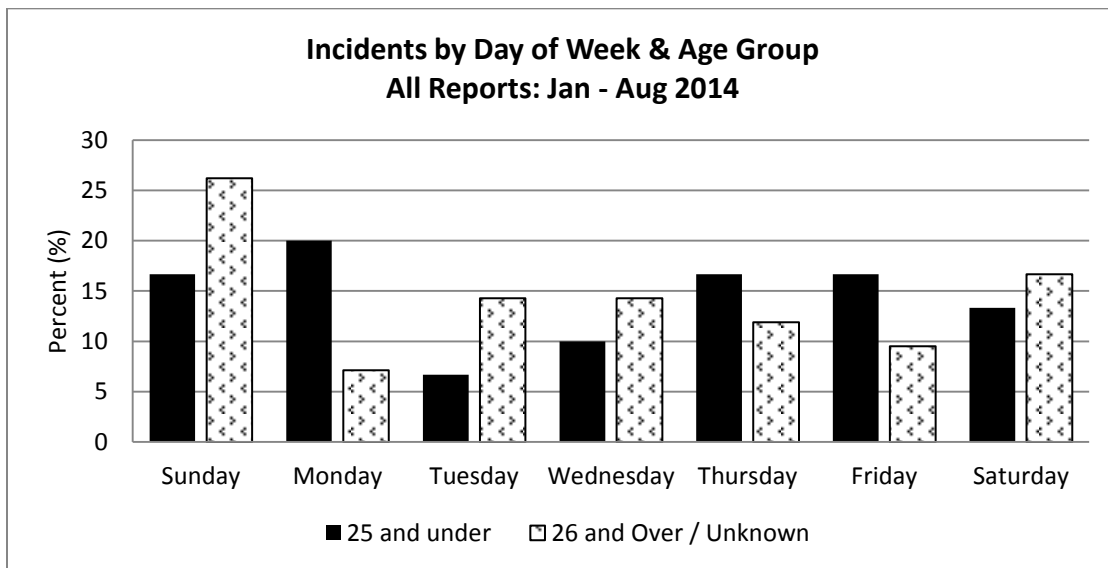
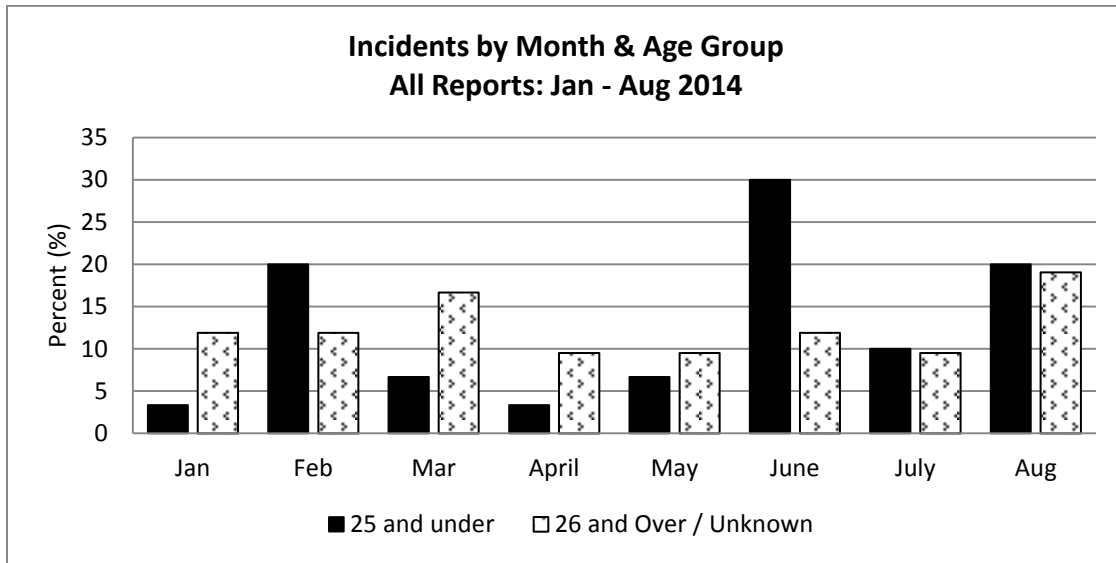
	Jan - Aug 2014		2014 Total for this period	Jan - Aug 2013		2013 Total for this period
	25 and Under	26 and Over / Unknown		25 and Under	26 and Over / Unknown	
<b>Agg. Assault</b>				2	3	5
<b>Simple Assault</b>	4	3	7	3	5	8
<b>Burglary</b>	1		1			
<b>Dispute</b>	2		2	1		1
<b>Disturbance</b>	2	2	4	2	3	5
<b>Suspicious</b>	2	1	3			
<b>Liquor violation</b>	1		1			
<b>Drugs</b>	2		2			
<b>Obstruction</b>				1	1	2
<b>Prop. Damage</b>	1	2	3		1	1
<b>Property Stolen</b>				1		1
<b>Warrant</b>	6	2	8		3	3
<b>Theft</b>	1	3	4	3	1	4
<b>Threats</b>		1	1	1		1
<b>Interfere Report</b>		1	1			
<b>Trespass</b>	2		2	1		1
<b>Weapon</b>	1		1	1		1
<b>Forgery</b>				1		1
<b>Harassment</b>	1	2	3	3	2	5
<b>Total</b>	<b>26</b>	<b>17</b>	<b>43</b>	<b>20</b>	<b>19</b>	<b>39</b>



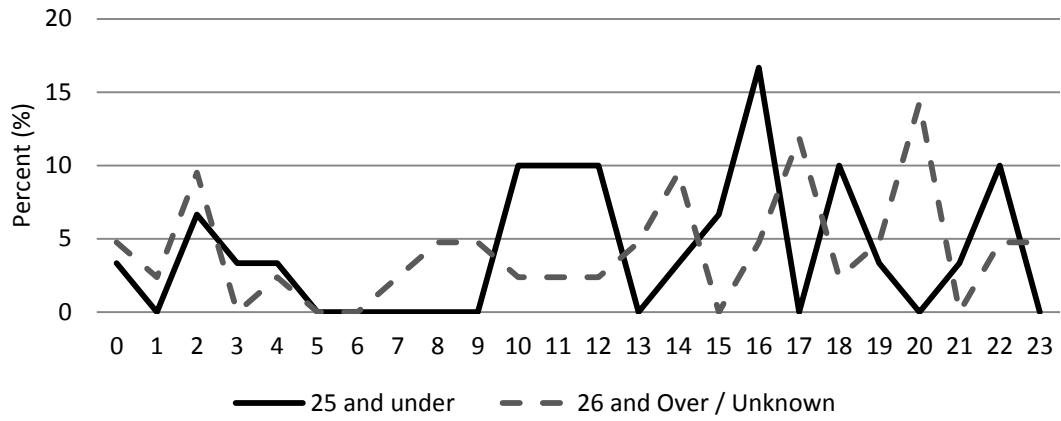
### 3. Updated Trends and Patterns

Additional information for trends and patterns can be found on pages 76-77 of the first preliminary community report

- There were a total of 72 incidents that can be reported on at this location between January and the end of August 2014.



**Incidents by Time of the Day & Age Group**  
**All Reports: Jan - Aug 2014**



## Our Safe Way

### 1. Updated Victimization Incidents & Offenses

*Additional information for broad incident table on p. 86 and offense table on p. 88 of the first preliminary community report*

- There were about the same number of victimization reports in the first eight months of 2014 than there were in the same time period of 2013.
- Thefts continued to decrease.

#### **Broad Incidents Involving Personal Victims by Age Group, Number Victim Reports: Jan - Aug 2014, Jan - Aug 2013**

	Jan - Aug 2014		2014 Total for this period	Jan - Aug 2013		2013 Total for this period
	25 and Under	26 and Over / Unknown		25 and Under	26 and Over / Unknown	
<b>Person</b>	2	4	6	2	4	6
<b>Property</b>	3	7	10	4	9	13
<b>Disorder</b>	1		1		1	1
<b>Other</b>		1	1		1	1
<b>Total</b>	<b>6</b>	<b>12</b>	<b>18</b>	<b>6</b>	<b>15</b>	<b>21</b>

#### **Offenses Involving Personal Victims by Age Group, Number Victim Reports: Jan - Aug 2014, Jan - Aug 2013**

	Jan - Aug 2014		2014 Total for this period	Jan - Aug 2013		2013 Total for this period
	25 and Under	26 and Over / Unknown		25 and Under	26 and Over / Unknown	
<b>Aggravated Assault</b>					1	1
<b>Simple Assault</b>	1	2	3	2	2	4
<b>Fraud</b>	1	1	2		1	1
<b>Property Damage</b>		2	2			
<b>Robbery</b>	1	2	3		1	1
<b>Theft</b>	2	4	6	4	8	12
<b>Threats</b>	1	1	2		1	1
<b>Disturbance</b>	1		1		1	1
<b>Total</b>	<b>7</b>	<b>12</b>	<b>19</b>	<b>6</b>	<b>15</b>	<b>21</b>

## 2. Updated Offender Incidents & Offenses

*Additional information for broad incident table on p. 91 and offense table on p. 93 of the first preliminary community report*

- There were fewer offending incidents recorded in the first eight months of 2014 than there were in the same time period of 2013.

- 

### Broad Incidents by Age Group, Number

Offender Reports: Jan - Aug 2014, Jan - Aug 2013

	Jan - Aug 2014		2014 Total for this period	Jan - Aug 2013		2013 Total for this period
	25 and Under	26 and Over / Unknown		25 and Under	26 and Over / Unknown	
Person	1	2	3	2	4	6
Property	4	10	14	4	13	17
Disorder	1	5	6	3	2	5
Other	1	1	2		3	3
<b>Total</b>	<b>7</b>	<b>18</b>	<b>25</b>	<b>9</b>	<b>22</b>	<b>31</b>

### Broad Incidents by Age Group, Number

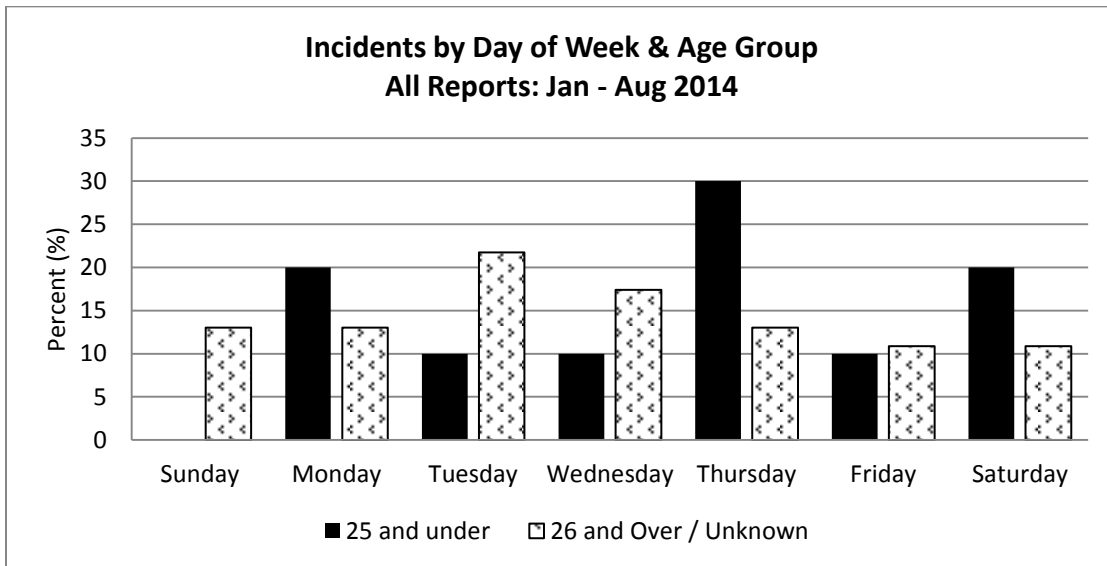
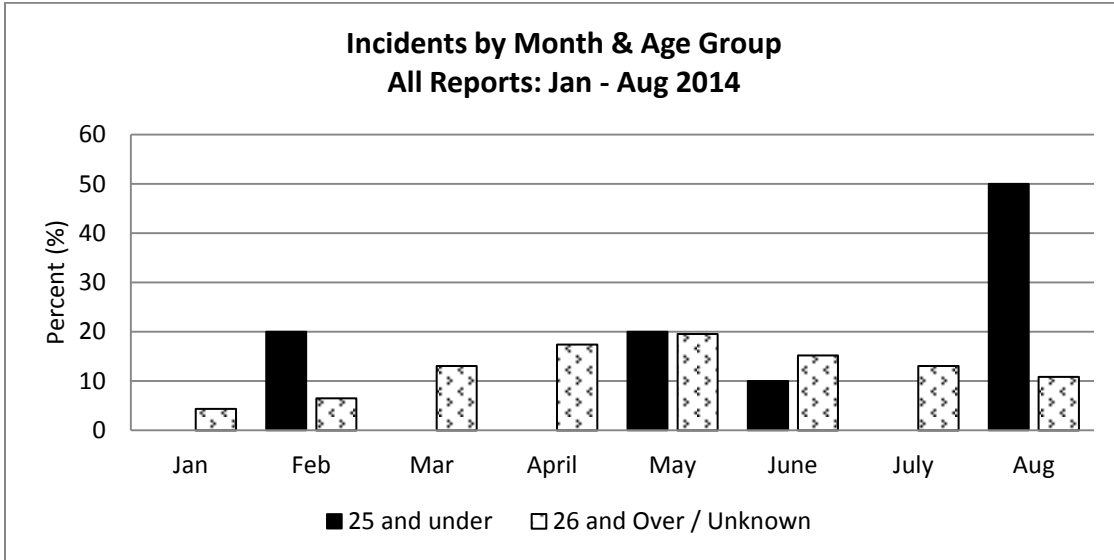
Offender Reports: Jan - Aug 2014, Jan - Aug 2013

	Jan - Aug 2014		2014 Total for this period	Jan - Aug 2013		2013 Total for this period
	25 and Under	26 and Over / Unknown		25 and Under	26 and Over / Unknown	
Simple Assault	1	1	2	2	2	4
Burglary		1	1		1	1
Counterfeiting	1		1		1	1
Disturbance	1	2	3		2	2
Embezzlement				1		1
Bias		1	1			
Threats		1	1			
Drugs				2		2
Obstruction				1	2	3
Property Damage	1		1			
Robbery		1	1		2	2
Warrant		3	3	2	2	4
Theft	3	9	12	3	12	15
Trespass	1	4	5			
Weapon		1	1	2		2
<b>Total</b>	<b>8</b>	<b>24</b>	<b>32</b>	<b>13</b>	<b>24</b>	<b>37</b>

### 3. Updated Trends and Patterns

Additional information for trends and patterns can be found on pages 96-97 of the first preliminary community report

- There were a total of 56 incidents that can be reported on at this location between January and the end of August 2014.



**Incidents by Time of the Day & Age Group**  
**All Reports: Jan - Aug 2014**

